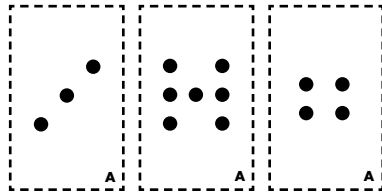


Compare Dots

You need

- Dot Cards



Play with a partner.

- 1 Deal the cards facedown.
- 2 Both players turn over the top card.
- 3 The player with more dots says "Me!" and takes the cards. If the cards are the same, each player turns over another card.
- 4 Keep turning over cards. Each time, the player with more dots says "Me!" and takes the cards.
- 5 The game is over when there are no more cards to turn over.

More Ways to Play

- The player with **fewer** dots says "Me!"
- Play with 3 players.









Name _____

Date _____

How Many of Each?

Dot Cards, Set A



 <p>A</p>	 <p>A</p>
 <p>A</p>	 <p>A</p>
 <p>A</p>	 <p>A</p>
 <p>A</p>	 <p>A</p>









Name _____

Date _____

How Many of Each?

Dot Cards, Set A



 <p>A</p>	 <p>A</p>
 <p>A</p>	 <p>A</p>
 <p>A</p>	 <p>A</p>
 <p>A</p>	 <p>A</p>









Name _____

Date _____

How Many of Each?

Dot Cards, Set A



 <p>A</p>	 <p>A</p>
 <p>A</p>	 <p>A</p>
 <p>A</p>	 <p>A</p>
 <p>A</p>	 <p>A</p>









Name _____

Date _____

How Many of Each?

Dot Cards, Set A



 <p>A</p>	 <p>A</p>
 <p>A</p>	 <p>A</p>
 <p>A</p>	 <p>A</p>
 <p>A</p>	 <p>A</p>